


Photography Handbook

The art and design department fully supports the College Mission. The department stresses the importance of community, team work and developing students both academically and personally. We provide provision for students of a wide variety of abilities, backgrounds and needs and we are committed to providing quality educational experiences for all students on all our courses.

Induction Period

The first 6 weeks of the photography course is the induction period. The purpose of this period is to help you settle in and become adjusted to your new surroundings, classmates and teachers. During this induction period, you will experience and learn the essential photography skills that you will need throughout the course.

- **Photographing/recording (composition, exposure, and camera controls)**
- **Experimental and developmental work (darkroom and digital)**
- **Producing imaginative outcomes**
- **Responding to the photographs of other photographers/artists**



These are the core skills of the subjects.

During the course, you will continue to develop upon these skills, knowledge and understanding through a variety of themes and tasks. We don't want you to feel pressurised during the induction but at the same time we do not want to give you unrealistic expectations about the amount of work involved. During the induction, we will be promoting the importance of two fundamental elements of the A level: **motivation & independence**.



Week **1**. Pinhole Cameras.

Week **2**. SLR controls and recording.

Week **3**. DSLR controls and recording.

Week **4**. Camera Raw.

Week **5**. Darkroom printing procedures.

Week **6**. Darkroom & online portfolios.

Photography Staff

Mr. Andrew Whittaker. [Curriculum leader]


Miss. Emma Baker.

Art Technician. Miss Qainaat Irfan

Department Resources

The Photography classroom [WHX22] is equipped with

- 24 computers running Photoshop.
- B & W darkroom with 4 Durst enlargers.
- Constant and flash lighting equipment/backdrops.
 - AV display.
- Scanning and cut & paste materials.



Online Resources


www.pinterest.co.uk/photoxavs

The departments Pinterest site has a vast array of research images, tutorials and videos content that will inform your studies.

The college intranet also has a wide selection of films and T.V. series on photography. Additionally, electronic copies of all the course information and literature can be easily found there.

Lessons

Your photography lessons will consist of a wide-range of teaching and learning approaches, such as camera/equipment demonstration, software technique tutorials, group and in-depth one to one discussions. Also, a great deal of your time will be spent experimenting with materials and processes developing your own individual projects and style.




Independent Study

Independent work is set regularly throughout your course and will take the form of set tasks, both practical and written. However, to make good progress in photography it is essential that you record new images every week, you should expect to spend a minimum of 4 hours photographing. In addition, extension tasks are available on the intranet.

Student Support

You will be encouraged and are welcome to work in the department in your study periods. Do not worry if lessons with other groups are taking place as most of the time we should be able to accommodate you. The department is also available for use every Wednesday afternoon as part of the college's enrichment programme.




Online Portfolio Guide

As you progress on the course you will create a variety of work and images on your chosen themes that demonstrates your knowledge and skills. To manage and display this work you will build your own online 'Weebly' portfolio. Week by week you will refine and update your selection of images and organise them along with artist research and insightful annotations to form a coherent body of work. Also each project you complete will be concluded with a collection of professionally printed final pieces which you will arrange and mount.

Assessment

Throughout the year you will be frequently assessed. One to one discussion portfolio reviews, self-assessment and peer assessments occur regularly and are accompanied by written feedback. Continuous assessment helps you recognise what you are doing well or where you can improve so YOU KNOW WHAT TO DO NEXT TO PROGRESS. It is important that you understand and act upon feedback.



Course Information

Examination Board AQA.

Lower Six 3 mini projects. Landscape, Formal Elements and Portraiture which will allow you to develop a strong and diverse skill set. Project 4. A sustained personal investigation into a theme of your own choice.

Upper Six Component 1. [60%] Personal study project accompanied by 1000-3000 word essay.
Component 2. Externally Set Assignment, issued on 1st Feb. After producing a portfolio of work on your chosen theme, you undertake 15hrs supervised time to create your final pieces.

Photography

Welcome to Photography at Xaverian. Beginning in September you will quickly discover a wide variety of exciting lens based activities, starting with the basic principles of exposure and composition through to sophisticated digital manipulations. During your 'hands-on' induction period you will master the main photographic approaches such as, using 35mm SLR film cameras and printing B&W images in the darkroom and enhancing digital images using Adobe Camera Raw and Photoshop.

Photography at Xaverian allows you to really express your creative imagination and design your own individual projects in areas of your choice. Typical personal responses to project briefs consist of B&W/digital prints, films/videos, and time-lapse sequences. In addition to gaining an understanding of Photography this subject will further develop your appreciation of the Arts through the analysis and exposure to the work of notable artists and photographers.

Photography is about searching for a frame, a moment, a place, a time, and being prepared to seek-out images independently, so before September practise with any camera available to you and take time to think about what themes or areas of investigation interest you.

The Xaverian Art & Photography team look forward to working with ambitious, inventive, dynamic students who are prepared to push boundaries both visually and conceptually.

Pinterest photoxavs

Books

The Big Photography Book

The Photograph Graham Clarke

On Photography Susan Sontag

The Genius of Photography

Web

Photographylife.com

Fstoppers.com

Magnumphotos.com

thiscolossal.com

trendland.com